




Annual Public Hearing

December 2024

DC
GREEN BANK

Agenda

- I. Opening Remarks
 - a. Rick Nogueira, DCGB Board
 - b. Trisha Miller, CEO
 - II. Public Comments
 - III. Overview of Final FY24 Financials and FY25 Budget
 - IV. Overview of DCGB Projects and Impact
 - V. Audience Q&A
 - VI. Closing Remarks
- 
- A decorative graphic on the right side of the slide. It features a vertical dark blue line that starts from the bottom and has two short diagonal lines branching out to the left. To the right of this line, there is a large orange square, a smaller orange square below it, and a green square at the very bottom. Further to the right, there are several thin vertical lines of varying heights and colors (orange, green, white).

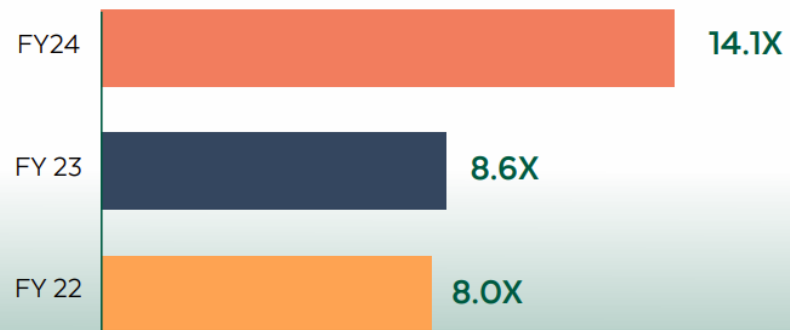
OPENING REMARKS



FY24 Year in Review

YEAR TO YEAR LEVERAGE RATIO

Total capital invested in projects compared to DCGB investment



Financial Impact in the District

8

Number of Deals Closed

\$11M

DCGB Dollars Deployed

\$303M


Total Project Value

DCGB
Impact

PROJECTED IMPACTS OF TOTAL INVESTMENT PORTFOLIO



3,160
Total Jobs Created



16,595,017 kWh
Annual Solar Energy Production

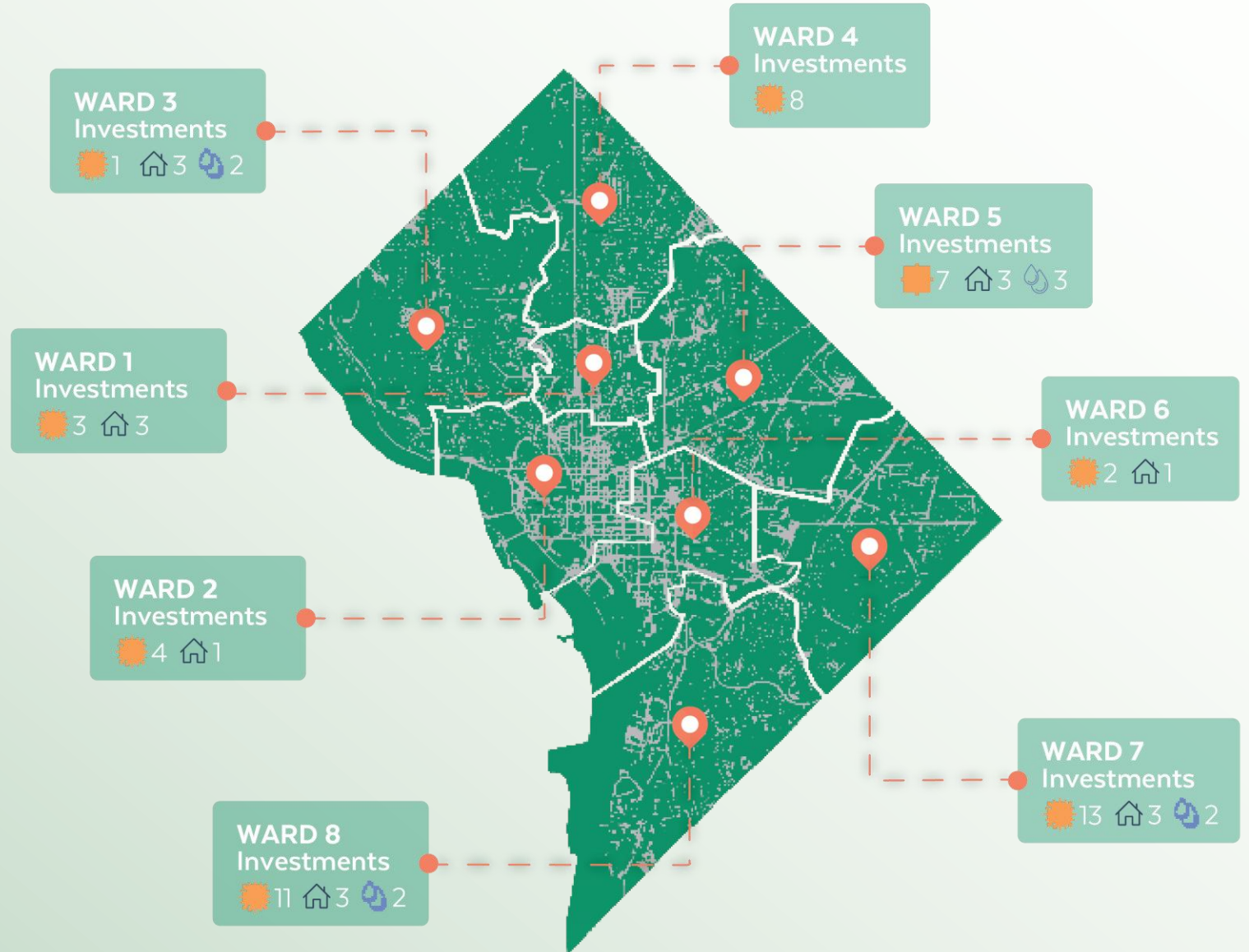


12,353
Annual GHG Emission Reductions



428,913 Gallons
Estimated Annual Water Retention

TOTAL INVESTMENTS BY SECTOR & WARD



Milestones

- Greenhouse Gas Reduction Fund Awards
 - National Clean Investment Fund
 - Solar for All
- Metropolitan Washington Council of Governments Award
- Energy Efficiency Revolving Loan Fund
- Resilient Housing for All Loan Fund
- Equitable Water Infrastructure Grant



PUBLIC COMMENTS



OVERVIEW OF FINAL FY24 FINANCIALS AND FY25 BUDGET



FY24 Financial Update

FY24 Statement of Net Position 10/1/23 - 9/30/24

Total Assets	88,801,223
Total Liabilities	3,187,836
Net Assets, Beginning Balance	77,035,707
Net Income / Loss	8,577,680
Net Assets, Ending Balance	85,613,387

FY24 Statement of Activities 10/1/23 - 9/30/24

Total Revenue	2,875,282
Total Operating Expenses	5,416,824
Net Operating Income / (Loss)	(2,541,542)
Net Non - Operating Income / (Loss)	1,085,267
Transfers to/from the District of Columbia	10,033,955
Net Income / (Loss)	\$ 8,577,680

FY25 Budget Overview

FY25 Budget	
Operating Revenue	3,139,421
Non-Operating Revenue	901,876
Total Revenue	4,041,298
Salaries & Benefits	4,152,696
Program	204,532
General & Administrative	821,533
Total Operating Expenses	5,178,761
Operating Income/Loss	(1,137,463)
Total Non-Cash Expenses	1,007,143
Net Income/Loss	(2,144,606)

OVERVIEW OF DCGB PROJECTS AND IMPACT



First National Baptist Church

- DCGB Investment: \$69K, Total Project: \$115K
- Projected Impacts:
 - \$10,700 annual utility savings
 - Partnership with City First Enterprises

Walker Memorial Baptist Church

- DCGB Investment: \$415K
- Projected Impacts:
 - \$10,000 annual utility savings
 - \$30,000 solar renewable energy credits

Copernican Energy

- DCGB Investments: \$500K and \$192K
 - Investments for solar at nearly 30 DC properties
- Projected Impacts
 - Cut residents' utility bills by at least 50%
 - Majority in Wards 7 & 8
 - One investment in partnership with City First Enterprises (\$128k invested)

Barry Farm - The Edmonson

- DCGB Investment: \$3M, Total Project Size: \$134M
- Projected Impacts:
 - 139 units of permanently affordable housing
 - Energy efficient geothermal heat pump lowers GHG emissions

Ridgecrest Phase 2

- DCGB Investment: \$2.25M, Total Project Size: \$47M
- Projected Impacts:
 - 128 units of newly permanent affordable housing
 - Full electrification, improved HVAC system

Cycle House

- DCGB Investment: \$2M, Total Project Size: \$13M
- Projected Impacts:
 - 18 affordable homes
 - Net-zero energy use

Emblem

- DCGB Investment: \$3M, Total Project Size: \$111M
- Projected Impacts:
 - 115 units of permanently affordable housing
 - Enterprise Green Communities Certification Plus

- Since its creation, the DC PACE Program has financed more than \$100 million in green building upgrades.
- DC PACE Impacts:
 - Created more than 1000 jobs
 - Save property owners and residents nearly \$160 million
- In FY24, DC PACE financed \$3.5 million in upgrades.
- PACE Nation recognized Ronald Hobson and the DC PACE Program with an award for program design and implementation.



Out in the Community

- Fifth Anniversary
- Groundbreakings and Ribbon Cuttings
 - A-Peace Ribbon Cutting
 - Emblem Groundbreaking
 - Cycle House Groundbreaking
- Climate Week NYC
- 36000 New Homes Celebration with Mayor Bowser
- Open Streets
- DC's March Madness
- Volunteering at DC Central Kitchen
- Site Tours with DC Council Members



AUDIENCE Q&A



CLOSING REMARKS





Thank You

INFO@DCGREENBANK.COM